









Level 6 Men's Group

Athletes must complete each row. -.1.0 special requirement deduction for each missing row.

1A	<div style="border: 1px solid black; padding: 10px; width: fit-content; margin: 0 auto;"> <h3 style="margin: 0;">Tumbling Individual Element</h3> </div> <p style="font-size: small; margin-top: 10px;">All partners perform 1 Tumbling element chosen from the Tumbling Individual elements (or FIG ToD). Each partner may choose to perform the same or different elements.</p>
2A	<div style="text-align: center;">  3" </div> <p style="font-size: x-small; margin-top: 5px;">Base 1 on back with legs up supporting Base 2. Base 2 in chair position with lower back/buttocks supported by Base 1's feet. Top places shoulders in Base 1's hands with hands on Base 1's legs. Top performs shoulderstand on Base 1. Middle stands on Base 2's thighs. Base 2 supports Middle's legs or waist. Hold 3"</p>
3A	<div style="text-align: center;">  </div> <p style="font-size: x-small; margin-top: 5px;">Bases and Middle create 3 man basket. Top stands on basket. Group performs 1/4 back layout to forearm catch on back. (Both Bases and Middle may support top in catch position.)</p>
4A	<div style="text-align: center;">  </div> <p style="font-size: x-small; margin-top: 5px;">Top stands on Middle's shoulders with Middle supporting Top's legs. Top jumps from Middle's shoulders and performs a 1/4 front layout to forearm catch on Base 1 and Base 2.</p>
5A	<div style="border: 1px solid black; padding: 10px; width: fit-content; margin: 0 auto;"> <h3 style="margin: 0;">Flexibility Individual Element</h3> </div> <p style="font-size: small; margin-top: 10px;">All partners perform 1 Flexibility element chosen from the Flexibility Individual Elements (or FIG ToD). Each partner may choose to perform the same or different elements.</p>
6A	<div style="text-align: center;">  3" </div> <p style="font-size: x-small; margin-top: 5px;">Base 1 and Base 2 stand side by side in lunges. Middle stands on Bases' thighs with support from one hand of each Base holding Middle's legs. Top stands on shoulders of Base 1 and Base 2. Top stands holding Middle's hands or shoulders for support. Hold 3"</p>
7A	<div style="display: flex; justify-content: space-around; align-items: center;">  <div style="border-left: 1px dashed black; width: 10px; height: 100%;"></div>  </div> <p style="font-size: x-small; margin-top: 5px;">Base 1 forms a toe pitch position. Top puts hands on Base 1's shoulders and one foot in Base 1's hands. Top jumps and straightens legs while Base 1 pitches to perform a toe pitch straight jump. Base 1 supports landing. Base 2 and Middle perform the same skill at the same time, or in immediate succession.</p>
8A	<div style="border: 1px solid black; padding: 10px; width: fit-content; margin: 0 auto;"> <h3 style="margin: 0;">Static Individual Element</h3> </div> <p style="font-size: small; margin-top: 10px;">All partners perform 1 Static element chosen from the Static Individual Elements (or FIG ToD). Each partner may choose to perform the same or different elements.</p>
9A	<div style="text-align: center;">  3" </div> <p style="font-size: x-small; margin-top: 5px;">Base 1 and Base 2 side by side in table position. Top holds Middle's hands for support. Middle stands on thigh(s) of Base 1 and Base 2 with support from Top. Hold 3"</p>
10A	<div style="text-align: center;">  </div> <p style="font-size: x-small; margin-top: 5px;">Top steps up into toe pitch position on Base 1 and Base 2. Middle supports Top's legs. Group performs toe pitch straight jump. Bases support landing.</p>